






























Accompanying data sheet for EMN Slovakia's Podcast

‘What are the attitudes of the public towards foreigners and migration?’ by Michal Vašečka

This data sheet was created by EMN Slovakia solely for the purposes of providing data visualisation for the listeners of the above-mentioned podcast available at [EMN Slovakia Podcasts | IOM Slovakia \(podbean.com\)](https://www.emn-slovakia.com/podcasts).

The lecture was a part of the 10th EMN Educational Seminar on Migration organised by IOM Slovakia as the national coordinator of the European Migration Network (EMN) in Slovakia.






























QC14. Regardless of whether you have children or not, please tell me, using a scale from 1 to 10, how comfortable you would feel if one of your children was in a love relationship with a person from each of the following groups. '1' means that you would feel, "not at all comfortable" and '10' that you would feel "totally comfortable".
% of total 'Comfortable' (7-10) + 'Indifferent (SPONTANEOUS)' answers

		A white person	An Asian person	A black person	A Roma person
	EU28	92%	69%	64%	45%
	BE	92%	74%	67%	36%
	BG	91%	32%	21%	13%
	CZ	90%	25%	23%	11%
	DK	96%	85%	82%	48%
	DE	88%	68%	58%	42%
	EE	91%	52%	44%	32%
	IE	96%	79%	78%	59%
	EL	94%	45%	41%	21%
	ES	97%	78%	77%	60%
	FR	96%	85%	79%	53%
	HR	87%	52%	52%	38%
	IT	92%	62%	62%	26%
	CY	95%	35%	38%	25%
	LV	96%	51%	46%	40%
	LT	94%	36%	34%	24%
	LU	95%	87%	85%	63%
	HU	88%	50%	47%	44%
	MT	94%	49%	43%	36%
	NL	95%	84%	83%	54%
	AT	91%	68%	53%	46%
	PL	86%	54%	54%	41%
	PT	91%	69%	66%	40%
	RO	84%	52%	49%	36%
	SI	81%	57%	55%	42%
	SK	84%	26%	23%	17%
	FI	90%	72%	70%	50%
	SE	97%	92%	89%	76%
	UK	92%	80%	81%	65%
Highest percentage per country		Lowest percentage per country			
Highest percentage per item		Lowest percentage per item			

Source: [Discrimination in the EU, Eurobarometer survey, 2015](#)

This data sheet was created by EMN Slovakia solely for the purposes of providing data visualisation for the listeners of the above-mentioned podcast available at [EMN Slovakia Podcasts | IOM Slovakia \(podbean.com\)](#). The lecture was a part of the 10th EMN Educational Seminar on Migration organised by IOM Slovakia as the national coordinator of the European Migration Network (EMN) in Slovakia.

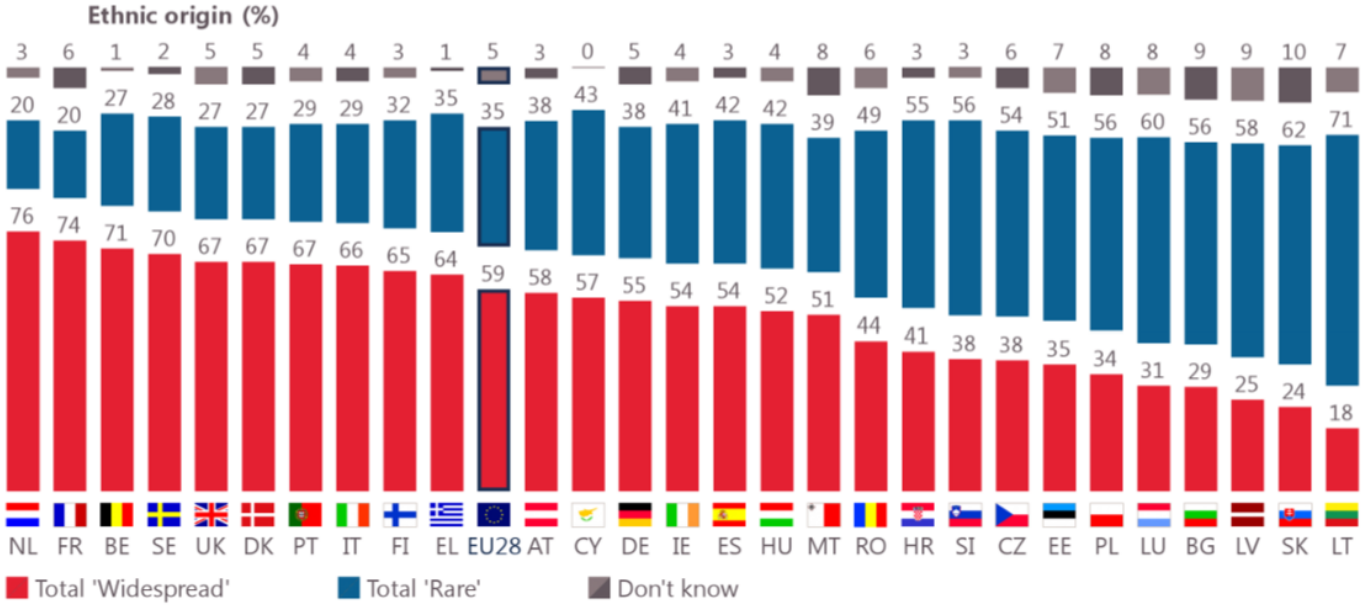
QC14. Regardless of whether you have children or not, please tell me, using a scale from 1 to 10, how comfortable you would feel if one of your children was in a love relationship with a person from each of the following groups. '1' means that you would feel, "not at all comfortable" and '10' that you would feel "totally comfortable".
% of total 'Comfortable' (7-10) + 'Indifferent (SPONTANEOUS)' answers

		A Christian person	An atheist person	A Jewish person	A Buddhist person	A Muslim person
	EU28	89%	76%	69%	65%	50%
	BE	89%	80%	64%	68%	47%
	BG	87%	64%	51%	39%	27%
	CZ	80%	65%	49%	35%	12%
	DK	93%	85%	79%	75%	50%
	DE	88%	74%	68%	60%	43%
	EE	84%	78%	64%	54%	33%
	IE	92%	80%	77%	76%	61%
	EL	95%	54%	46%	44%	36%
	ES	94%	90%	79%	79%	59%
	FR	93%	90%	81%	79%	65%
	HR	88%	60%	57%	53%	51%
	IT	90%	75%	71%	66%	41%
	CY	96%	36%	36%	30%	23%
	LV	89%	73%	62%	47%	37%
	LT	93%	56%	48%	36%	25%
	LU	91%	87%	80%	82%	63%
	HU	85%	71%	62%	51%	44%
	MT	91%	47%	45%	42%	31%
	NL	90%	81%	81%	73%	57%
	AT	87%	72%	67%	66%	44%
	PL	87%	62%	56%	53%	34%
	PT	87%	76%	67%	68%	56%
	RO	86%	51%	45%	45%	42%
	SI	81%	66%	59%	58%	52%
	SK	84%	63%	36%	29%	16%
	FI	83%	70%	70%	64%	52%
	SE	92%	90%	87%	86%	69%
	UK	89%	82%	81%	78%	69%
Highest percentage per country		Lowest percentage per country				
Highest percentage per item			Lowest percentage per item			

Source: [Discrimination in the EU, Eurobarometer survey, 2015](#)

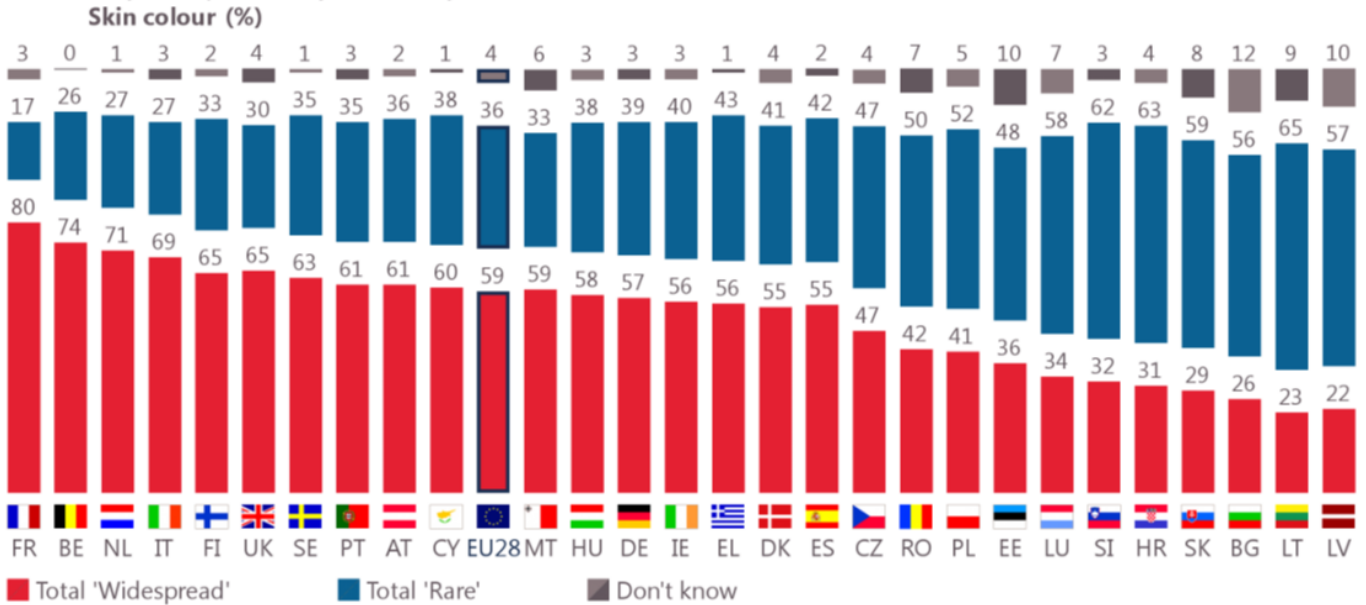
This data sheet was created by EMN Slovakia solely for the purposes of providing data visualisation for the listeners of the above-mentioned podcast available at [EMN Slovakia Podcasts | IOM Slovakia \(podbean.com\)](#). The lecture was a part of the 10th EMN Educational Seminar on Migration organised by IOM Slovakia as the national coordinator of the European Migration Network (EMN) in Slovakia.

QC1.1 For each of the following types of discrimination, could you please tell me whether, in your opinion, it is very widespread, fairly widespread, fairly rare or very rare in (OUR COUNTRY)? Discrimination on the basis of...



Base: all respondents (n= 27,438)

QC1.2 For each of the following types of discrimination, could you please tell me whether, in your opinion, it is very widespread, fairly widespread, fairly rare or very rare in (OUR COUNTRY)? Discrimination on the basis of...

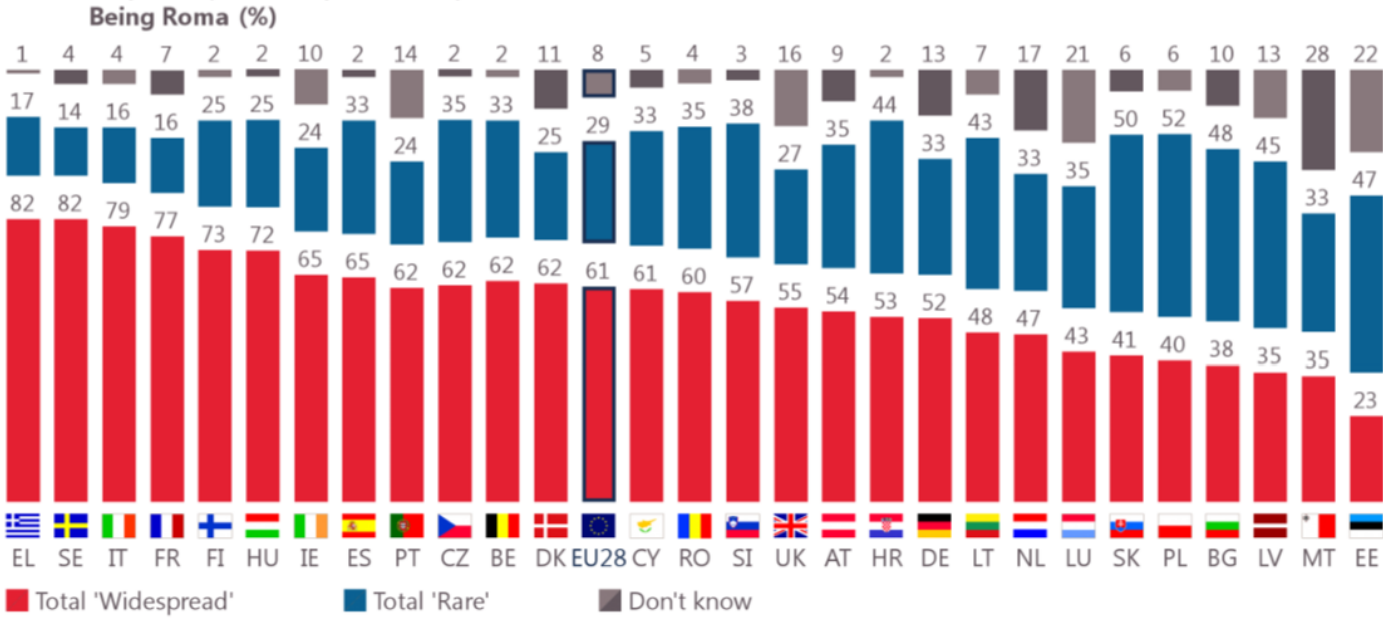


Base: all respondents (n= 27,438)

Source: [Discrimination in the EU, Special Eurobarometer 493, 2019](#)

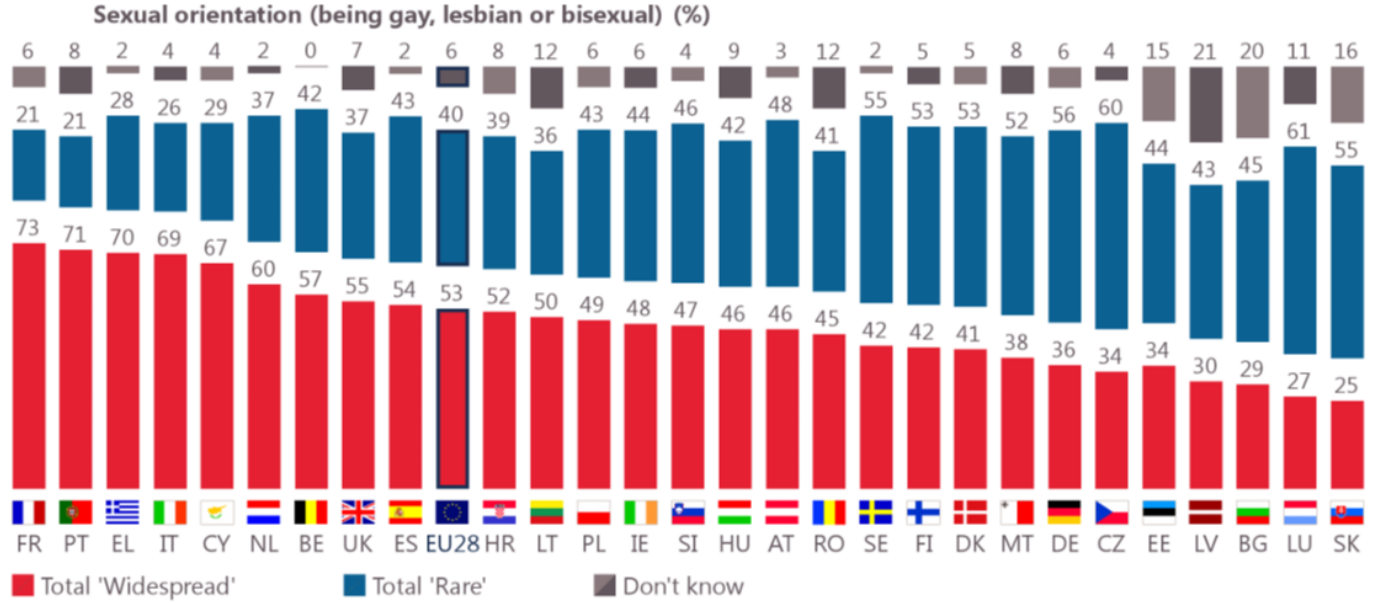
This data sheet was created by EMN Slovakia solely for the purposes of providing data visualisation for the listeners of the above-mentioned podcast available at [EMN Slovakia Podcasts | IOM Slovakia \(podbean.com\)](#). The lecture was a part of the 10th EMN Educational Seminar on Migration organised by IOM Slovakia as the national coordinator of the European Migration Network (EMN) in Slovakia.

QC1.3 For each of the following types of discrimination, could you please tell me whether, in your opinion, it is very widespread, fairly widespread, fairly rare or very rare in (OUR COUNTRY)? Discrimination on the basis of...



Base: all respondents (n= 27,438)

QC1.4 For each of the following types of discrimination, could you please tell me whether, in your opinion, it is very widespread, fairly widespread, fairly rare or very rare in (OUR COUNTRY)? Discrimination on the basis of...

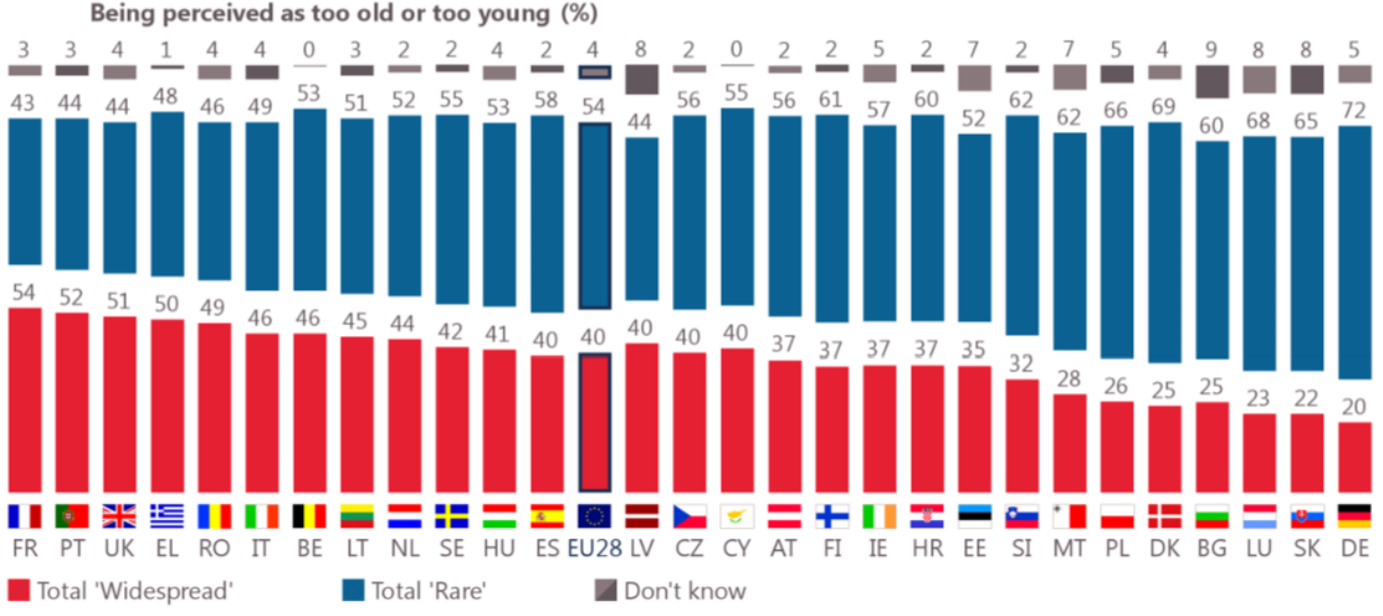


Base: all respondents (n= 27,438)

Source: [Discrimination in the EU, Special Eurobarometer 493, 2019](#)

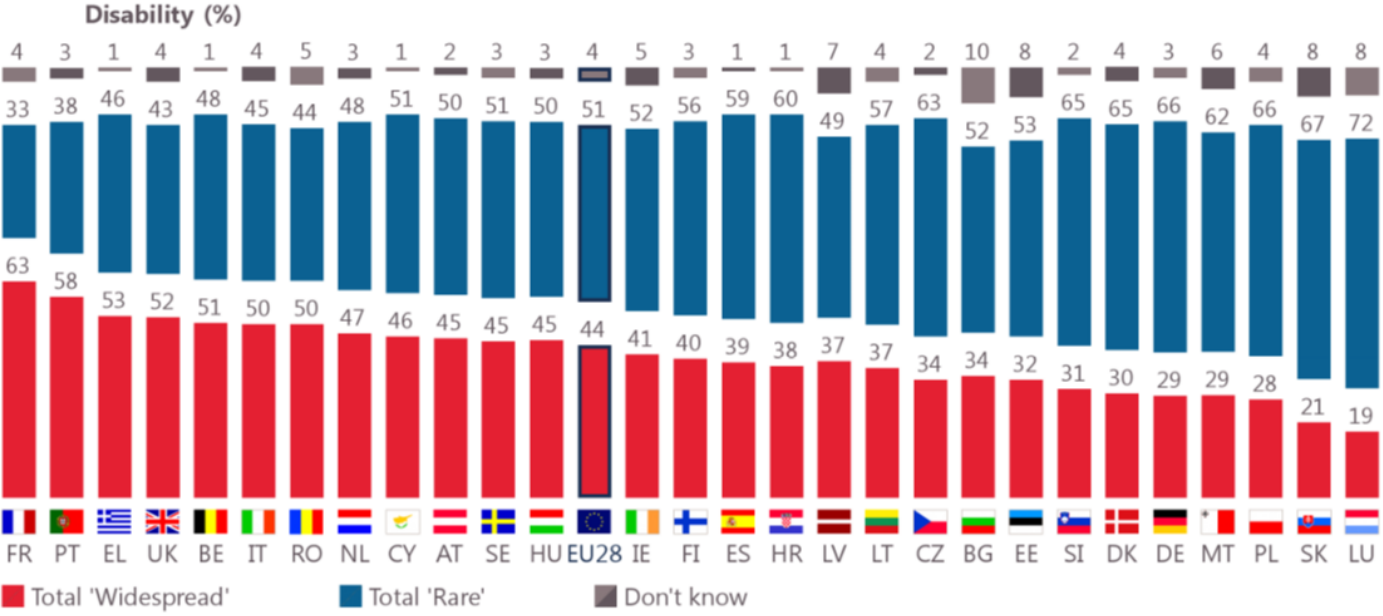
This data sheet was created by EMN Slovakia solely for the purposes of providing data visualisation for the listeners of the above-mentioned podcast available at [EMN Slovakia Podcasts | IOM Slovakia \(podbean.com\)](#). The lecture was a part of the 10th EMN Educational Seminar on Migration organised by IOM Slovakia as the national coordinator of the European Migration Network (EMN) in Slovakia.

QC1.5 For each of the following types of discrimination, could you please tell me whether, in your opinion, it is very widespread, fairly widespread, fairly rare or very rare in (OUR COUNTRY)? Discrimination on the basis of...



Base: all respondents (n= 27,438)

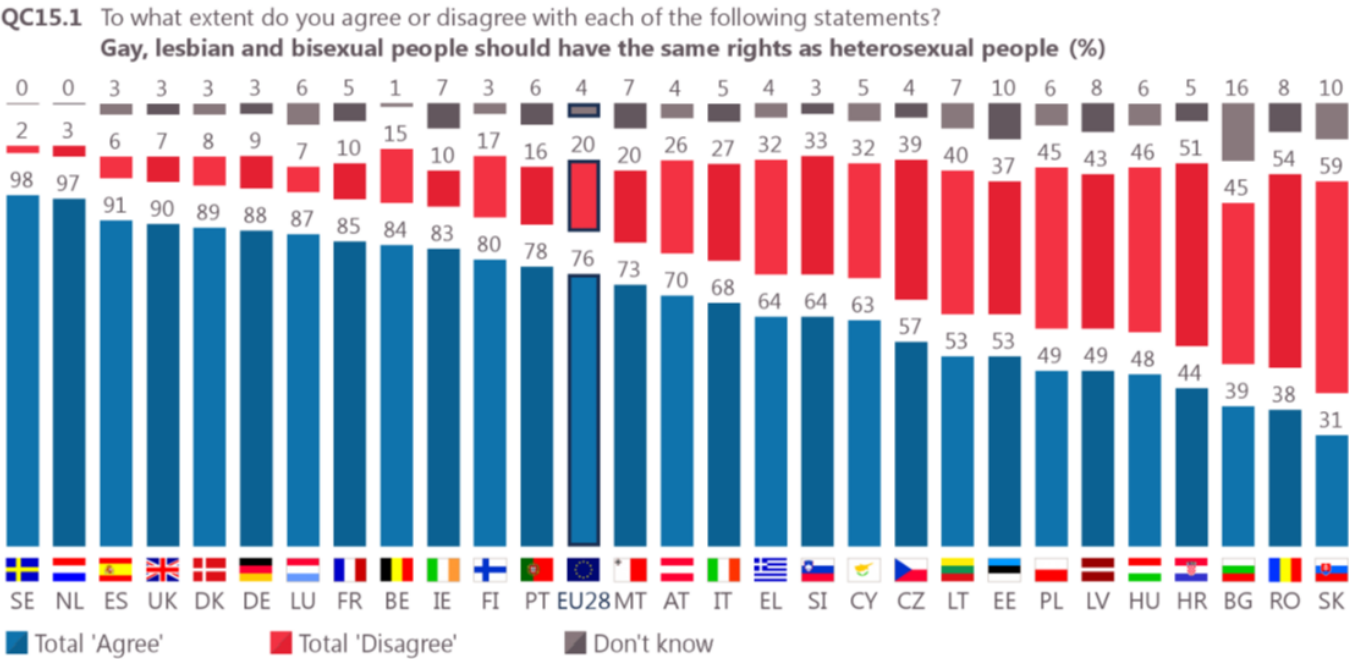
QC1.7 For each of the following types of discrimination, could you please tell me whether, in your opinion, it is very widespread, fairly widespread, fairly rare or very rare in (OUR COUNTRY)? Discrimination on the basis of...



Base: all respondents (n= 27,438)

Source: [Discrimination in the EU, Special Eurobarometer 493, 2019](#)

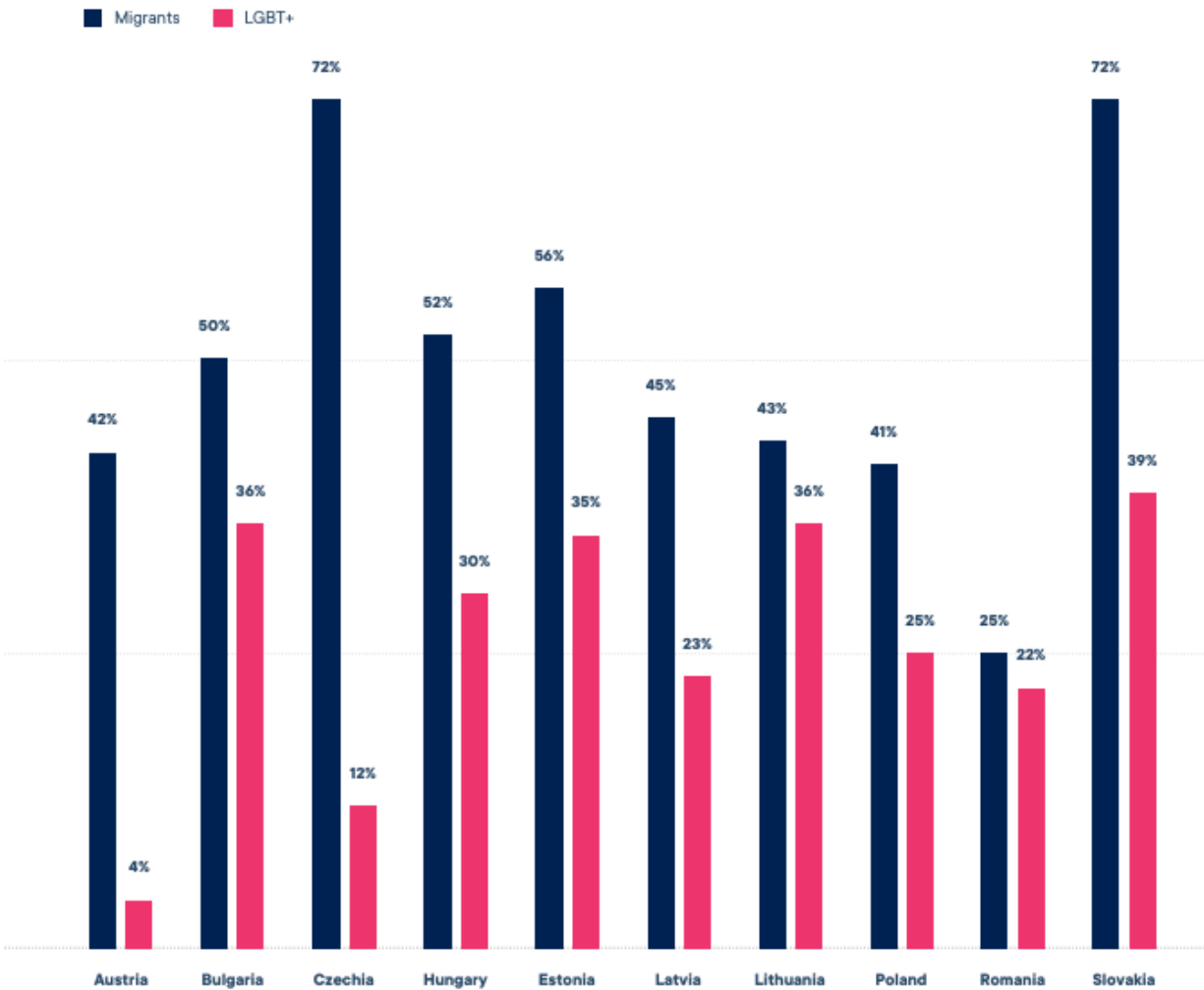
This data sheet was created by EMN Slovakia solely for the purposes of providing data visualisation for the listeners of the above-mentioned podcast available at [EMN Slovakia Podcasts | IOM Slovakia \(podbean.com\)](#). The lecture was a part of the 10th EMN Educational Seminar on Migration organised by IOM Slovakia as the national coordinator of the European Migration Network (EMN) in Slovakia.



Base: all respondents (n= 27,438)

Source: [Discrimination in the EU, Special Eurobarometer 493, 2019](#)

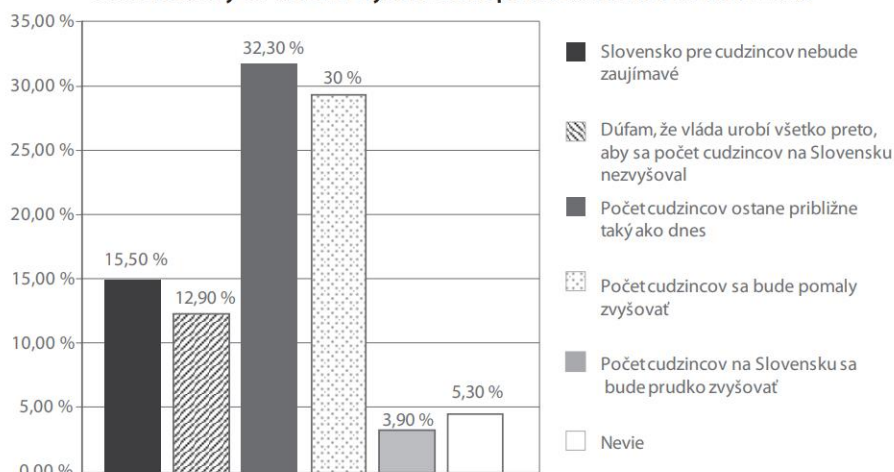
Those who believe the following groups threaten their identity and values:



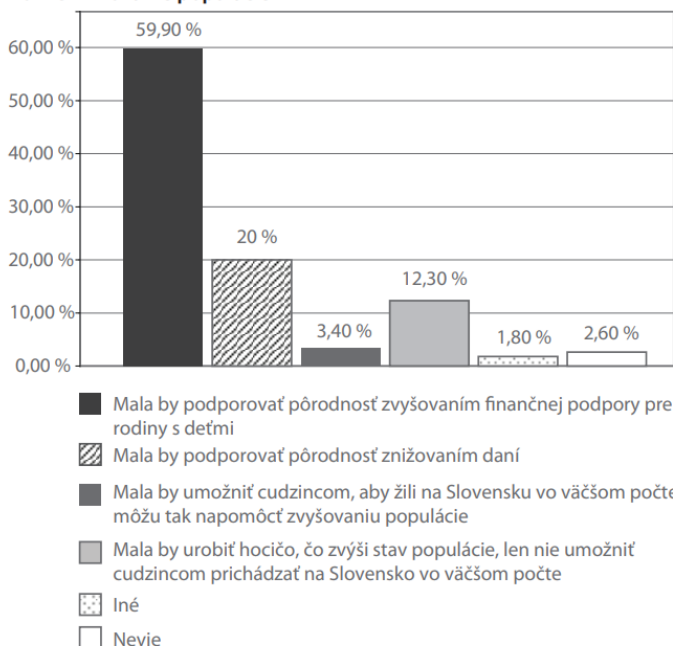
Source: [Voices of Central and Eastern Europe, GLOBSEC, 2020](#)

This data sheet was created by EMN Slovakia solely for the purposes of providing data visualisation for the listeners of the above-mentioned podcast available at [EMN Slovakia Podcasts | IOM Slovakia \(podbean.com\)](#). The lecture was a part of the 10th EMN Educational Seminar on Migration organised by IOM Slovakia as the national coordinator of the European Migration Network (EMN) in Slovakia.

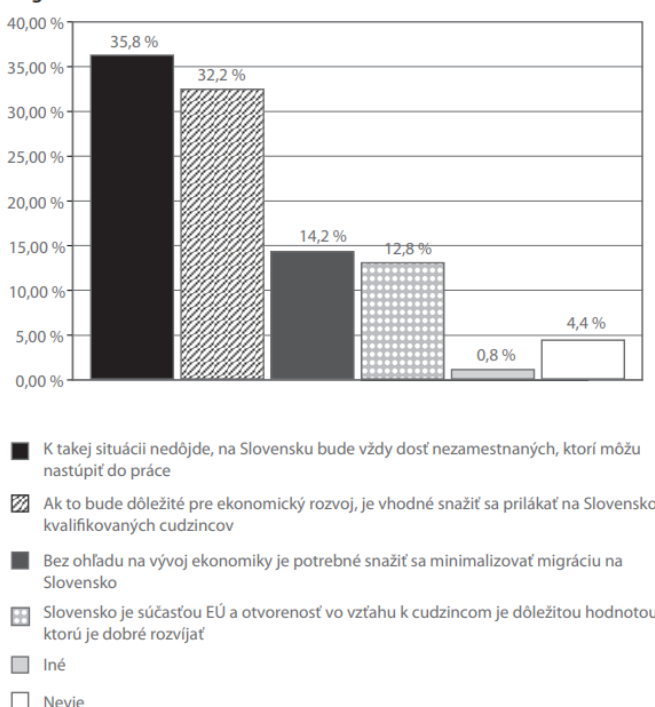
Graf 9. Názory na možné zvyšovanie sa počtu cudzincov na Slovensku



Graf 17. Názory respondentov na to, ako by mala reagovať vláda SR na možné znížovanie populácie



Graf 19. Názory respondentov na potrebu vyhľadávania kvalifikovaných migrantov v zahraničí



Source: [Postoje verejnosti k cudzincom a zahraničnej migrácii v SR, IOM, 2009](#)

This data sheet was created by EMN Slovakia solely for the purposes of providing data visualisation for the listeners of the above-mentioned podcast available at [EMN Slovakia Podcasts | IOM Slovakia \(podbean.com\)](#). The lecture was a part of the 10th EMN Educational Seminar on Migration organised by IOM Slovakia as the national coordinator of the European Migration Network (EMN) in Slovakia.