

# FORCED DISPLACEMENT TRENDS: EUROPE AND THE GLOBAL CONTEXT

10<sup>th</sup> EMN Educational Seminar on Migration

17 June 2024

A dense grid of numerous small, square portrait photographs of people from various ethnicities, ages, and genders, serving as a background for the text.

# 120 MILLION

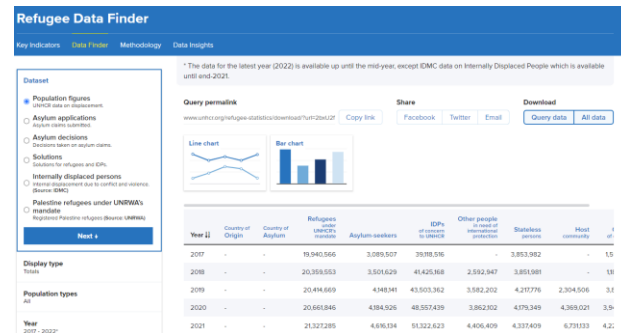
**people forced to flee**

# MEASURING FORCED DISPLACEMENT AND STATELESSNESS

UNHCR collates official population statistics relating to persons who are forcibly displaced or stateless. The data is sourced primarily from governments and also from UNHCR operations

Category	Population Groups
Forcibly displaced population	Refugees
	People refugee-like situations
	Palestine refugees under UNRWA's
	Others in need of international protection
	Asylum-seekers
	Internally displaced people*
Stateless Persons	Stateless Persons
Others	Others of concern / Host community
Solutions	Returned refugees
	Returned IDPs
	Naturalized refugees
	Resettled refugees

- Both **stock** (e.g. estimated number of refugees by end of year) and **flow figures** (e.g. asylum applications and decisions per year, new displacements, solutions, etc)
- **Mid and end-year** reporting periods
- Using **EGRIS** recommendations





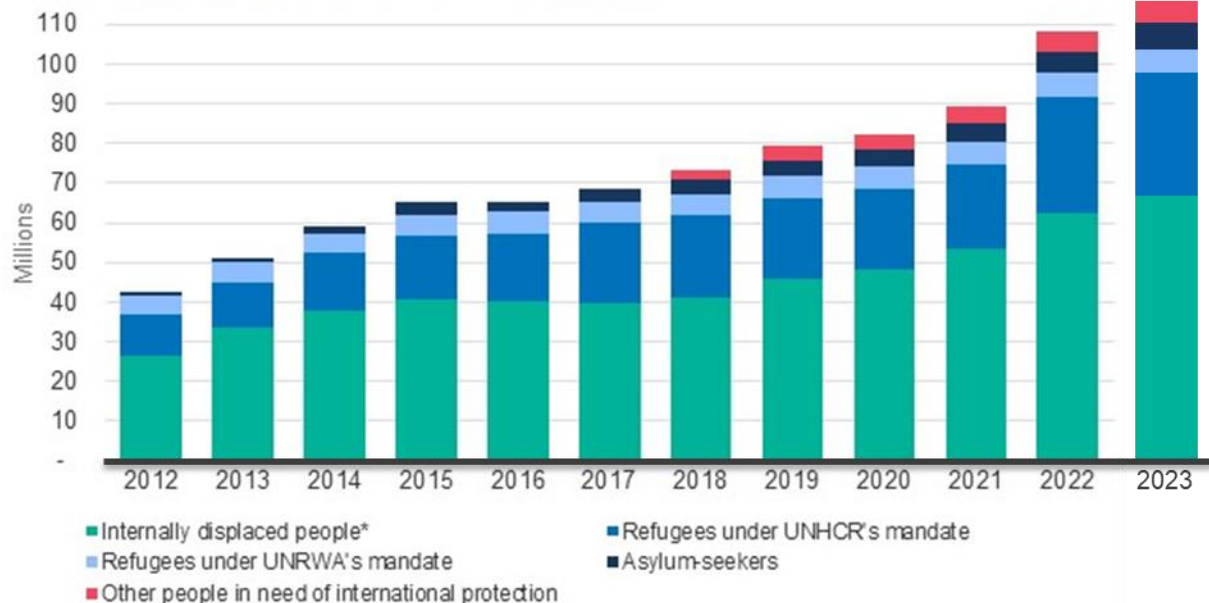


# Forced Displacement Trends: Global and Europe

2023 UNHCR Global Trends

More than **117 million** persons are estimated to be **forcibly displaced worldwide** at the end of 2023 – increasing from 108 million by end-2022

People forced to flee: Worldwide (end-of-year figures)



**37.6 M** refugees<sup>1</sup> **(+8%)**

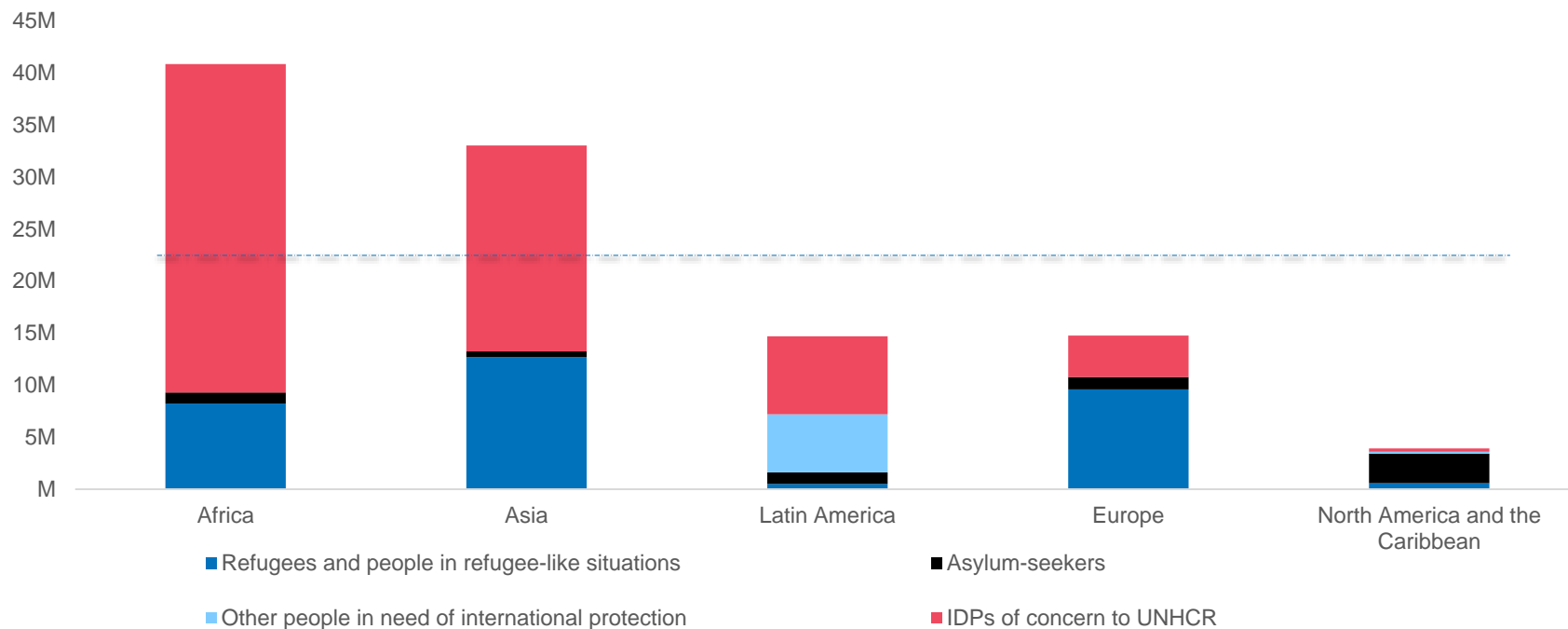
**5.8 M** other people in need of international protection **(+20%)**

**6.9 M** asylum seekers<sup>2</sup> **(+26%)**

**68.3 M** IDPs<sup>3</sup> **(+10%)**

1. Includes Refugees under UNRWA's mandate
2. Asylum seekers pending application by end 2023
3. IDMC: IDPs by conflict and violence

## Forcibly displaced worldwide at the end of 2023 – by UN Major Regions\*

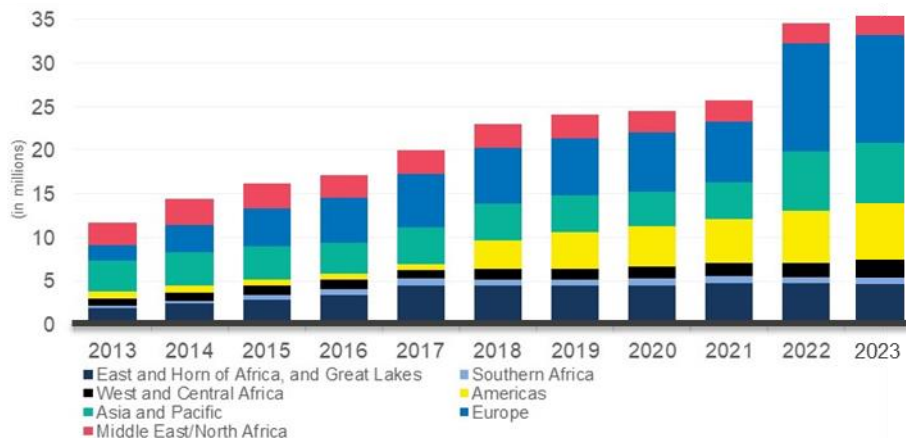


\*Approximately 230K displaced people in Oceania are not included in this chart due to the relatively small size of this category.

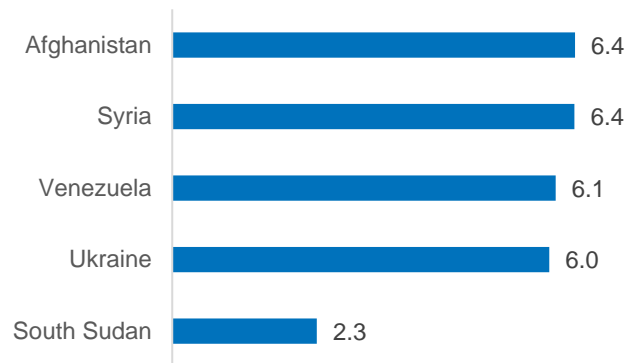
The number of **refugees** has **tripled** over the last decade; **75%** of refugees continue to be hosted in low-and-middle-income countries

**73% of refugees** originated from just 5 countries

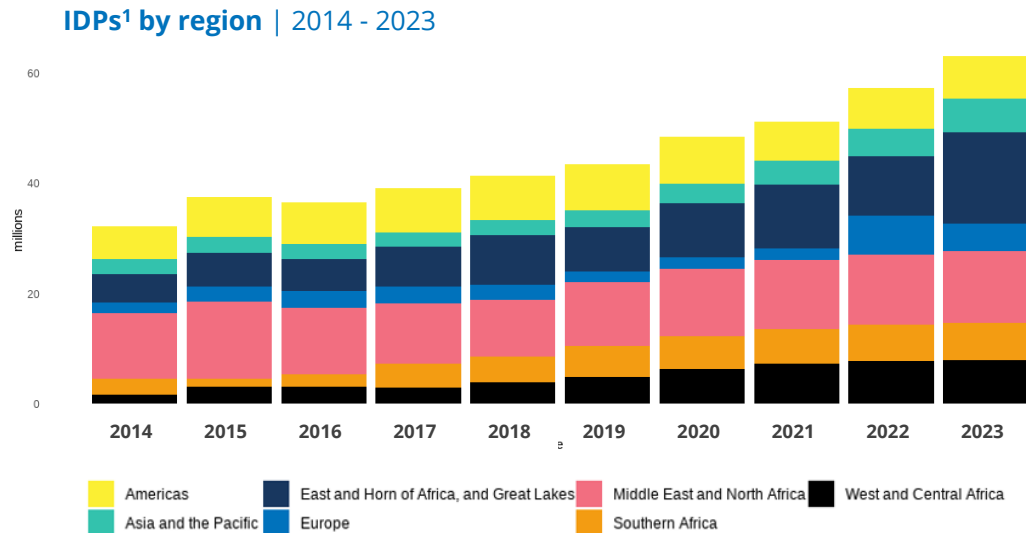
Refugees by host UNHCR Region | 2013 - 2022



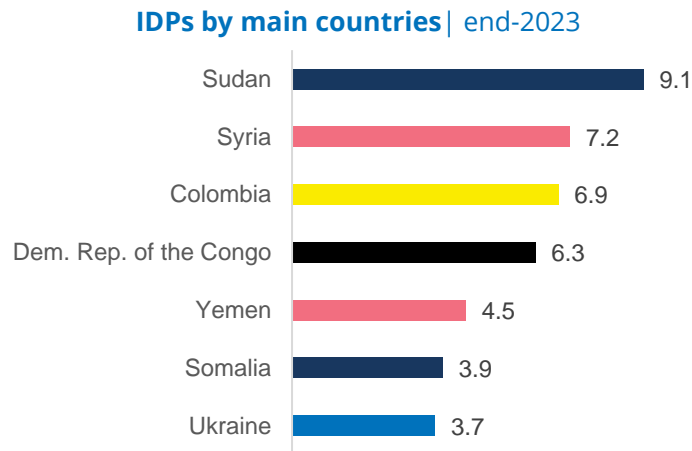
Top 5 Refugees by country of origin | end-2023



Over 63 million people remained **internally displaced**<sup>1</sup> in 2023.



1. IDPs protected/assisted by UNHCR by region | 2014 – 2023

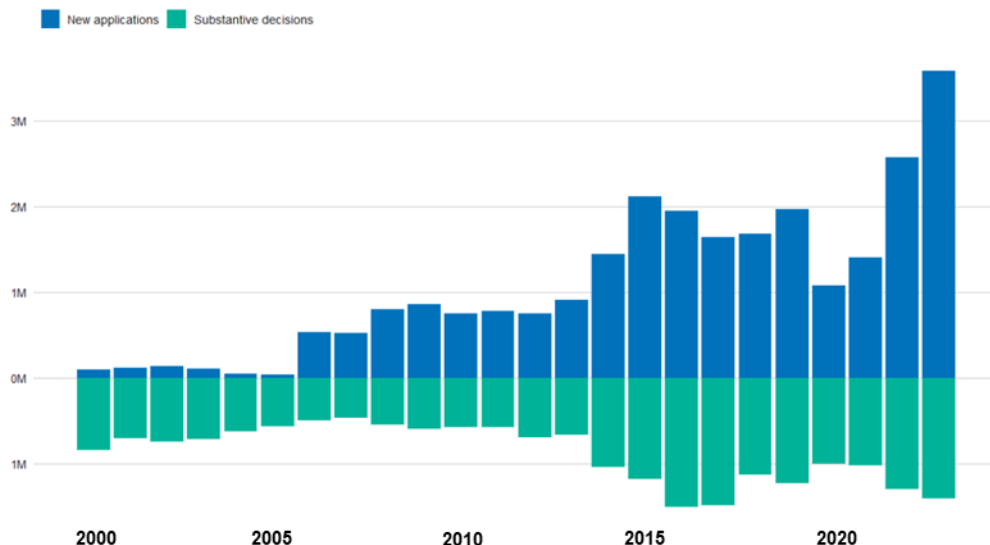


Over 9 million IDPs were reported in Sudan, the largest internally displaced population ever reported



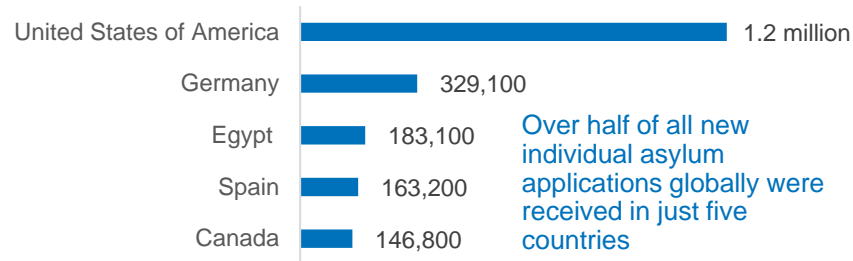
**6.9 million** asylum-seekers were pending a decision on their claims at end-2023 (+26 per cent).

### Trends of new individual applications and substantive decisions | 2000 - 2023

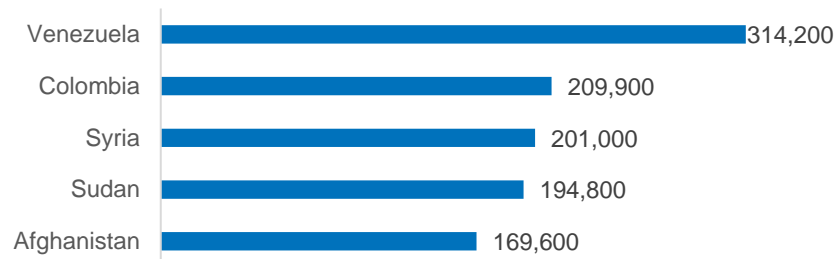


**5.6 million** people sought international protection in 2023 (–17% per cent).

### New Asylum Applications by Country (top 5)

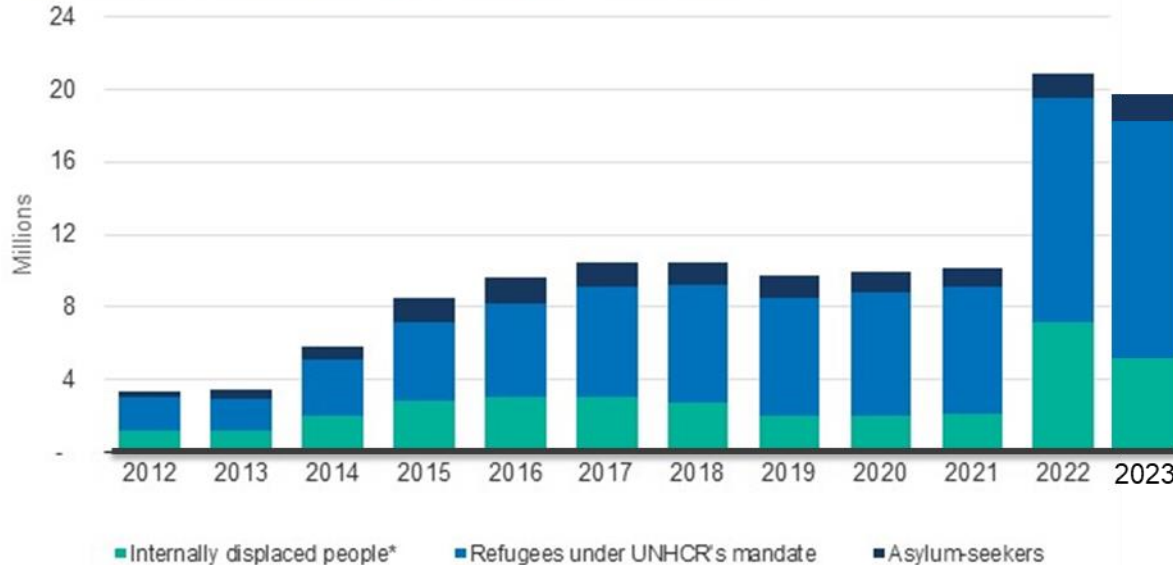


### Individual Applications by Nationality (top 5)



## Close to 20 million forcibly displaced in Europe at the end of 2023

People forced to flee in Europe: Europe (end-of-year figures)



**13 M** refugees (+5%)

**1.5 M** asylum seekers (20%)

**5 M** IDPs<sup>1</sup> (-30%)

1. IOM DTM methodology was revised using updated baseline population estimate for the overall Ukrainian population. This revision resulted in a lower estimate of the number of IDPs reported in 2023 by around 2.2 million

A woman in a green puffer jacket and a dark blue beanie with a pom-pom is running towards the camera. She is carrying a baby wrapped in a patterned blanket in her left arm and a young child in a floral jacket and white beanie in her right arm. The child is wearing bright pink boots. In the background, other people, including children, are walking on a paved road. A green road sign with a white border and the text "1 km" is visible on the right. The overall scene suggests a refugee or displaced person situation.

# Ukraine situation

# Key figures



**5,996,500**

Refugees from Ukraine recorded in Europe (as of 13 June 2024)

**558,300**

Refugees from Ukraine recorded beyond Europe (as of 27 March 2024)

**6,554,900**

Refugees from Ukraine recorded globally (as of 13 June)

**3,7 million**

Estimated number of internally displaced people (IDPs) in Ukraine (as of December 2023)

# Refugees from Ukraine recorded across Europe

(as of mid-June 2024)



# Risks and Needs

- Separated families
  - Mostly women and children
  - Disabilities or medical conditions
- 
- Access to decent work
  - Access to healthcare
  - Education





# Return intentions

- Less refugees plan or hope to return to Ukraine in the future (compared to 2022)
- Proximity of host countries, security situation, vulnerabilities and socio-economic integration are the main criteria influencing decisions.
- The deterioration of the security situation is the main reason for which those who were planning to return did not do so.
- Access to work and to accommodation are the main concerns of refugees that plan to return, if the security situation allows.



# Noteworthy Developments by Country

# Afghanistan

- **Worsening situation:** 23.7 M are estimated to need humanitarian assistance
- **Economy decline:** Shrinking economy and recent heavy rainfall and flash floods in Northeastern part of the country
- **Repatriation Plans:** Pakistan launched the second phase of the Illegal Foreigners Repatriation Plan targeting some 800k Afghans holding Pakistan-issued Afghan Citizen Card; next phase may target 1.3M with UNHCR-issued Proof of Registration cards.
- **Deportations:** Some deportations reported from Iran and Türkiye.

## Arrivals to Europe

- **Trends:** 10% (4,250) of all new arrivals in Europe in Q1 2024 are Afghans, up from 3% (1,180) in Q1 2023. Majority of Afghans (98%) in Q1 2024 arrived in Greece.
- **Border Interceptions:** More Afghans intercepted at Türkiye's western borders compared to last year.

# Sudan

- **Worsening Situation:** Escalation of conflict across the country. ~25 M in need of humanitarian assistance.
- **UNHCR Declaration of a Level 3 Emergency** for Chad, Egypt, Ethiopia, South Sudan, and Sudan (Sudan situation)
- **Displacement:**
  - Over half a million South Sudanese returned to South Sudan from Sudan;
  - Increase in Sudanese refugees fleeing to South Sudan;
  - New IDPs in Sudan since Apr 2023: 6.7 million
  - **~2 million estimated newly arrived** in all countries
  - **Chad:** ~750 K **Ethiopia:** 53 K **Libya:** 250 K  
**Egypt:** 500 K **South Sudan:** 660K

## Arrivals to Europe

- **Trends:** 1% (580) of all new arrivals in Europe in Q1 2024 are Sudanese, similar to Q1 2023 (550). Majority of Sudanese (56%) in Q1 2024 arrived in Italy.

# Syria

- Unpredictable Security Situation
- The socioeconomic situation continues to deteriorate. Over 90% are living under the poverty line.
- 16.7 million people are expected to require assistance in 2024
- 7.2 million internally displaced
- 6.4 million refugees from Syria, mainly in neighboring countries

## Arrivals to Europe

- **Trends:** 16% (6,500) of all new arrivals in Europe in Q1 2024 are Syrians, up from 6% (2,500) in Q1 2023. Majority of Syrians in Q1 2024 arrived in Cyprus (38%), Italy (32%), and Greece (29%).
- Increase in boat departures from Lebanon to Cyprus that include Syrian refugees known to UNHCR

# Mali

- **Worsening Situation:** Humanitarian and security situation continues to deteriorate. High food insecurity. Estimated 7.1 Million in need of humanitarian assistance.
- **Displacement:**
  - **Algeria:** approx. 53,000 Malians are displaced along border. Reports of expulsions from to Mali; spontaneous returns due to lack of access to asylum
  - **Niger:** continued arrival of Malian refugees in Assmaka, exceeding 3,100 individual
  - **Mauritania:** over 82,000 new arrivals awaiting registration outside Mbera Camp and more than 10,000 new arrivals in Mbera Camp needing registration. Reports of disembarkations included mostly Malians.

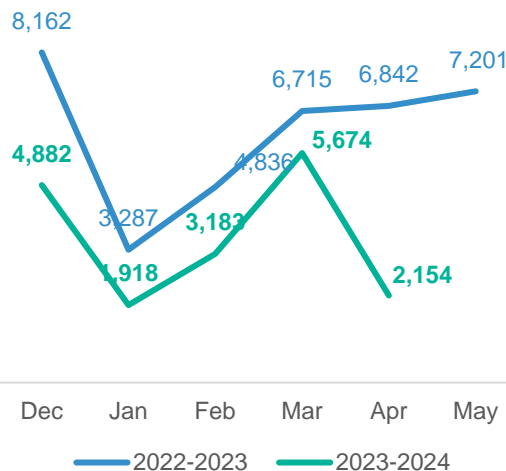
## Arrivals to Europe

- **Trends:** 16% (6,700) of all new arrivals in Europe in Q1 2024 are Malians (top nationality), up from 3% (1,230) in Q1 2023. Majority of Malians in Q1 2024 arrived in Spain (94%).



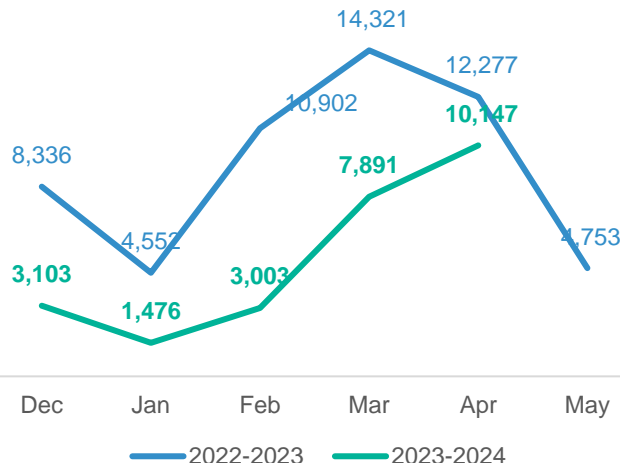
# Key Departure Trends on Central Med

## Libya



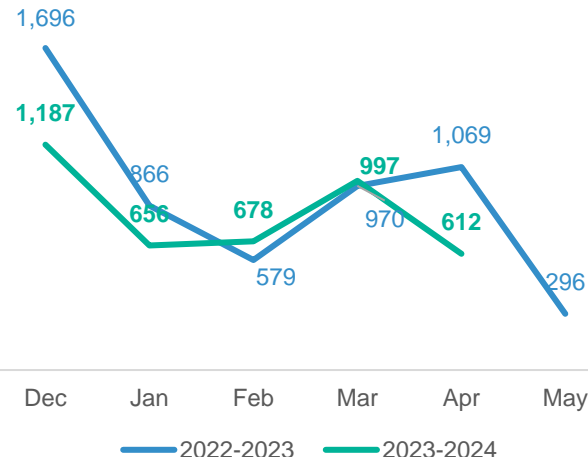
- Departures decreasing, but disembarkations in Western Libya continue.
- Profiles shifting: more Syrians & Sudanese
- New trend: increase in the number of people being expelled from Algeria, Tunisia

## Tunisia



- Tunisia Departures: Rising, with increasing disembarkation
- Less than one third of departures reached Italy. 587 lost their lives
- Steady arrivals by month (1500 person), mostly from Algeria
- Large number denied entry at the border

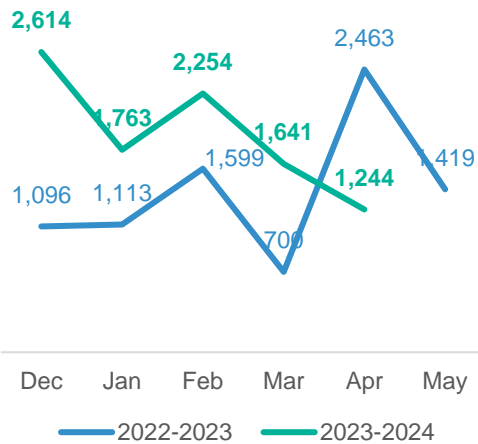
## Algeria



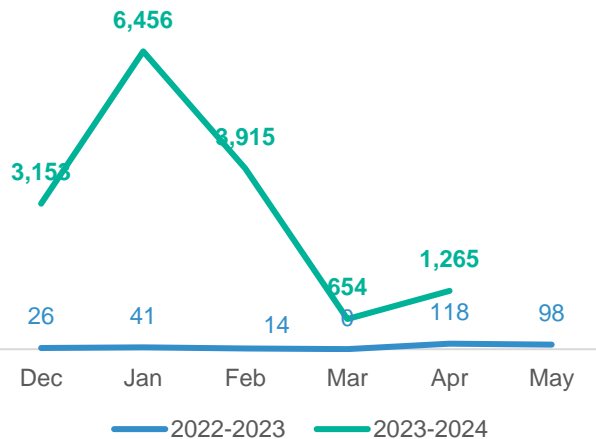
- Small increase in registration of Sudanese
- 53 K Malians reported displaced at various points along the border

# Key Departure Trends – Western Med & Canary Islands

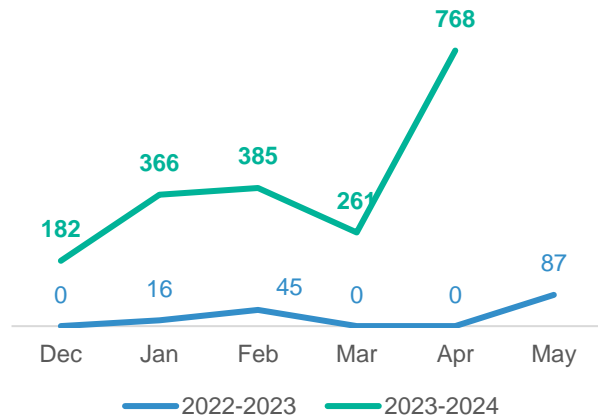
## Morocco



## Mauritania



## Senegal



- Disembarkations
- Increase in arrests
- UNHCR noted slight increase in registration of Sudanese nationals

- Increase in departures
- Large refugee population in Mauritania
- Increase in new arrivals of Malian refugees

- Increase in Malian movements towards Guinea.
- Increase of departures in April

## SOLUTIONS

**6.1** MILLION  
DISPLACED PEOPLE  
RETURNED

6.1 million displaced people returned to their areas or countries of origin in 2023, including 5.1 million internally displaced people and over 1 million refugees.

**158,700**  
REFUGEES  
RESETTLED

158,700 refugees were resettled in 2023, according to government statistics. UNHCR submitted 155,500 refugees to States for resettlement.

**32,200**  
STATELESS PEOPLE  
RECEIVED  
CITIZENSHIP

32,200 stateless people had their nationality confirmed or acquired citizenship during the year.

# Global Refugee Forum

- Increased number of pledges overall, strong mobilization of European actors – over 700 pledges.
- 38% pledges by States (50% in 2019) – 34 States pledged.
- Strong support for Multi-Stakeholder approach (80%)

# Thank you!

UNHCR Representation for Central Europe

UNHCR Regional Bureau for Europe - Latest updates

Subscribe to the mailing list [here](#)

Operational Data Portals: [Ukraine](#), [South Eastern Europe](#), [Mediterranean](#)